

# CAPITAL VENTILATION HOOD

---



---

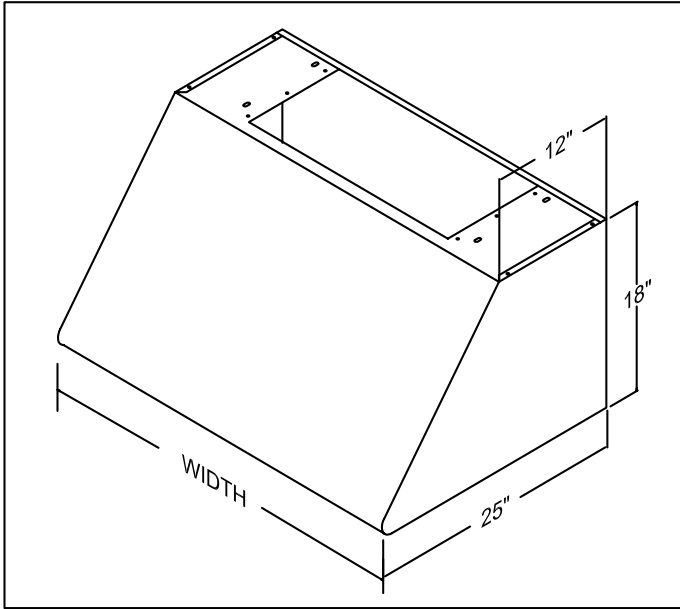
## Features

- Available in 30, 36, 48 and 60 inch widths
- Available with or without heat lamps (Except for 30)
- Stainless steel in elegant brush finish
- 600 CFM on 30" and 1200 CFM blower motors on all others
- \* 50-Watt halogen lamps
- Stainless steel baffled type filters
- Powerful infrared heat lamps
- Infinite fan speed settings
- All seamless construction

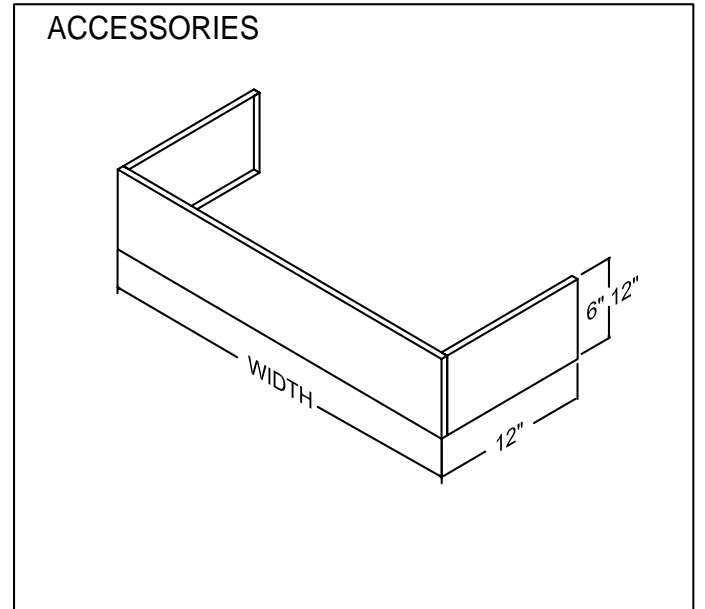
Ventilation Hood Accessories  
6" or 12" Duct Covers

Power Req's  
120 V. 60 HZ, 15 Amps

MODELS	W/OUT LAMPS					W/LAMPS			WARRANTY
	PSVH24	PSVH30	PSVH36	PSVH48	PSVH60	PSVH36HL	PSVH48HL	PSVH60HL	
HEAT LAMPS						2-LAMPS	2-LAMPS	2-LAMPS	* One (1) year full parts labor covers the entire unit. * Five (5) Years Limited warranty covers against rust on all stainless steel component
AMPS	3. AMPS	3. AMPS	4.4 AMPS	4.4 AMPS	4.4 AMPS	4.4 AMPS	4.4 AMPS	4.4 AMPS	
HZ	60 HZ	60 HZ	60 HZ	60 HZ	60 HZ	60 HZ	60 HZ	60 HZ	
CFM	600	600	1200	1200	1200	1200	1200	1200	
SHIPPING WEIGHT (lbs)	94	100	115	156	190	115	156	190	
SHIPPING DIMENSIONS (in)	24 X 28 X 32	24 X 34 X 32	24 X 40 X 32	24 X 52 X 32	24 X 64 X 32	24 X 40 X 32	24 X 52 X 32	24 X 64 X 32	

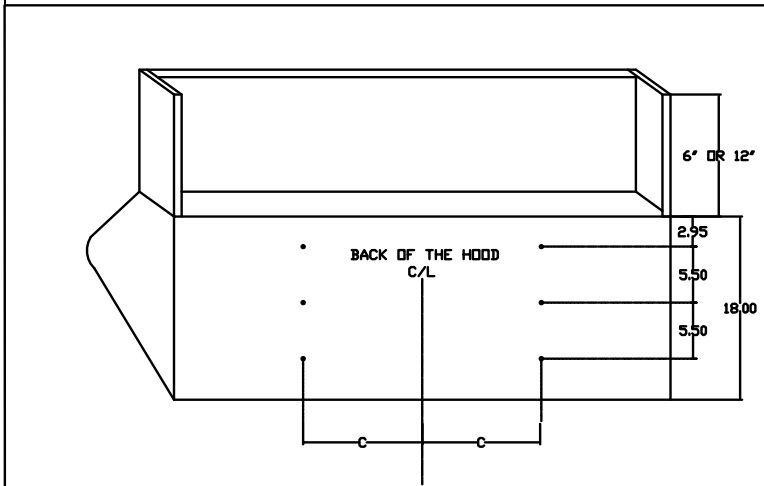


MODELS W/O HL	PSVH24	PSVH30	PSVH36	PSVH48	PSVH60
MODELS W/HL			PSVH36HL	PSVH48HL	PSVH60HL
WIDTH	24"	30"	36"	48"	60"



MODELS 12" HIGH	PS12DC24	PS12DC30	PS12DC36	PS12DC48	PS12DC60
MODELS 6" HIGH	PS6DC24	PS6DC30	PS6DC36	PS6DC48	PS6DC60
W DTH	24"	30"	36"	48"	60"

### BACK DIMENSIONS



MODELS	C
VENT HOODS 24	9'
VENT HOODS 30'	9'
VENT HOODS 36'	9'
VENT HOODS 48	11 1/2'
VENT HOODS 60'	11 1/2'

